







SITE PLAN



LEGEND

-  BUILDING FACILITY
-  DEVELOPED SITE AREA
-  EXCESS LAND
-  ROAD
-  PROPERTY BORDER

This generous building envelope and shipping apron allows for the ability to extensively expand the current facility in the future. A new 11,400 sq.ft. expansion of the facility was completed in 2014.